



# Our new school



Watch the video. Write or draw a school word.



**mission**

Make our classroom English

**In this unit I will:**



Make labels for the classroom.



Make a class poster.



Choose a new word to learn.



Be the teacher.

1

Vocabulary 1

1 1.07 1.08

Listen and point. Then listen and number.




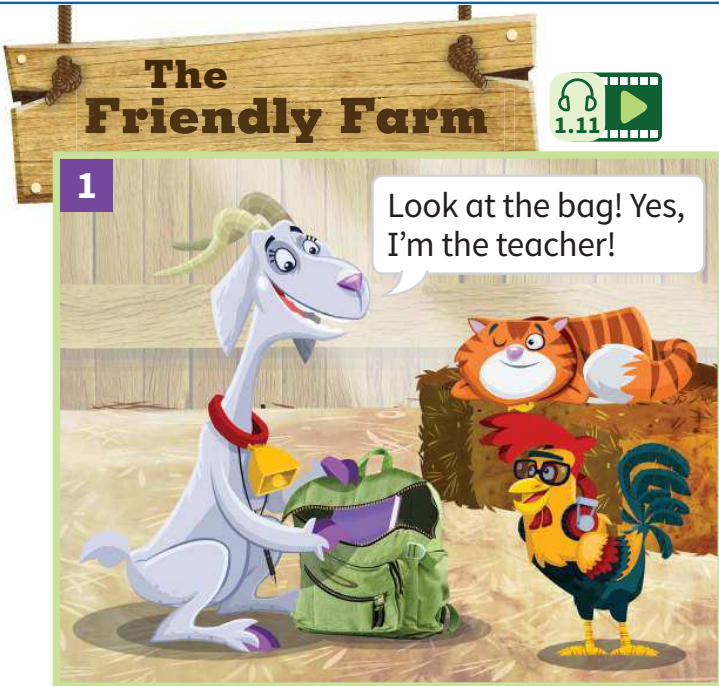


2 1.09

Say the chant.

3 1.10

Listen, point and say the colour.



## Language practice 1

1



## Gracie's Grammar

Where's the crayon?

It's **on** the desk.

It's **under** the book.


It's **in** the pencil case.

It's **next to** the rubber.

1



Listen and stick. Then look, read and write.



- 1 The rubber's on the desk.
- 2 The crayons are \_\_\_\_\_ the pencil case.
- 3 The pen's \_\_\_\_\_ the book.
- 4 The pencils are \_\_\_\_\_ the book.

mission

STAGE 1

Make labels for your classroom.

- Write the words. Where are the pencils?
- Find, say and stick. Here they are.



My  
mission  
diary

Activity Book  
page 6



Vocabulary 2 and song

1 1.14


Listen and colour. Then sing the song.

Jim, Jim is in the classroom.  
 The yellow book is on the bookcase.  
 The white paper's in the cupboard  
 and the ruler's under the desk.

Jenny, Jenny's in the playground.  
 The teacher's next to the window.  
 The red bag is on the grey wall  
 and the board's next to the door.  
 Yes, it is. Yes, it is. Yes, it is.



2 Ask and answer.



Look! Miss Kelly is next to the window. Where's your teacher?

Where's the ruler?

It's under the desk.



1

Language practice 2

1 1.16

What are they talking about? Listen and tick ✓.

1

2

3



1.17 **Gracie's Grammar**

What's **this**?                      **It's** a window.  
 What **are these**?                **They're** windows.

2 Look at the pictures in Activity 1. Ask and answer.

What's this?      It's a chair.      What are these?      They're pencils.

**mission** STAGE 2

Choose a new word to learn.

- Look around your classroom. What words don't you know?
- Ask your teacher. Then draw and say.


What's this?      It's a television.



My **mission** diary  
 Activity Book  
 page 6

Cross-curricular

# Be kind at school

- 1  Watch the video.
- 2 Who is kind? Look and tick ✓.



- 3  Listen and number. Then act it out.



4 Look at the poster. Write the words.

help listen share ~~work together~~

Be kind in our classroom



1 work together



2



3



4

mission STAGE 3

Make a class poster.

- How can we be kind at school? Say.
- Write and draw a class poster.



My mission diary  
 Activity Book page 6

Literature

**1** Look at the pictures. What can you see? Find and tick ✓.

- |        |                          |       |                          |             |                          |        |                          |
|--------|--------------------------|-------|--------------------------|-------------|--------------------------|--------|--------------------------|
| book   | <input type="checkbox"/> | paper | <input type="checkbox"/> | pencil      | <input type="checkbox"/> | rubber | <input type="checkbox"/> |
| crayon | <input type="checkbox"/> | pen   | <input type="checkbox"/> | pencil case | <input type="checkbox"/> | ruler  | <input type="checkbox"/> |



# The first day

**Knock! Knock!**  
**It's Lucy at the door.**



Hello, Lucy.



Hello, Max.



**Lucy and Max are friends. Today is the first day of school.**



It's time to pack your bag.






My bag ...



It's in the cupboard.

1

-  Where's my pencil?
-  It's under the chair.
-  Oh, yes.  
Take a pencil to school – that's the rule.
-  Where's my pen?
-  It's on the table.
-  Oh, yes.  
Take a pen to school – that's the rule.
-  And where's my ruler?
-  It's next to your pen.
-  Oh, yes.  
Take a ruler to school – that's the rule.
-  Where are my books?
-  They're on the bookcase.
-  Oh, yes.  
Take your books to school – that's the rule.
-  And my crayons?
-  What are these? The crayons are on the floor, under the window.
-  Hurry up. It's time to go!  
Don't be late for school – that's the number 1 rule!



2 Act out the story.

Where's my pencil?

It's under the chair.

3 Ask and answer.

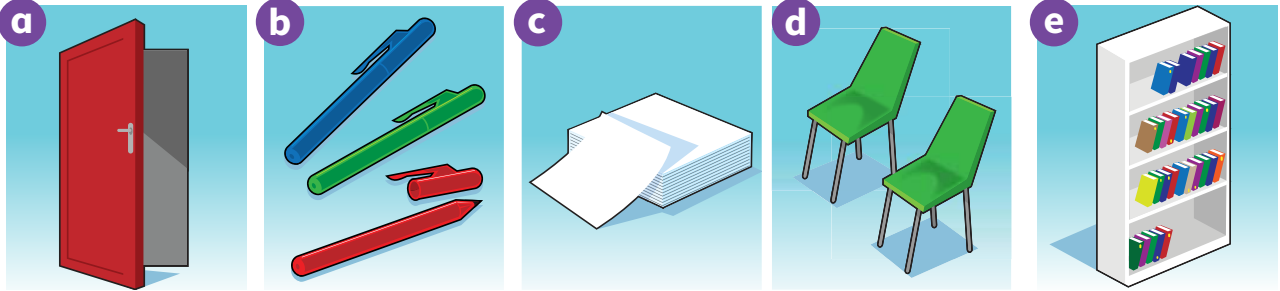
What's in your school bag?

Two books and a pencil.

Pre A1 Starters



**1 Look at the pictures. Say the words.**



It's a door.

**2 Read and do.**

Put a tick (✓) in the box.

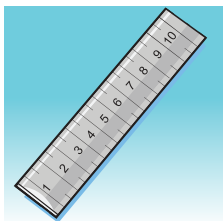
Put a cross (X) in the box.

**3 Play the game. Point and say.**


This is a rubber.  No. Cross!  This is a door.  Yes. Tick!

**4 Look and read. Put a tick (✓) or a cross (X) in the box. There are two examples.**

Examples

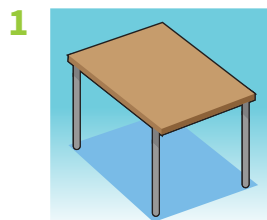


ruler



pens

Questions



chair



bags

Practise writing clear ticks and crosses.



# mission in action!

**Be the teacher.**

★ Say hello to your class.

Hello. I'm Marcus. Today I'm the teacher.

★ Teach the class your word.

Look! It's a television.

★ Put your picture in the classroom.

★ Ask the class a question.

Where's the television?

It's on the desk.

